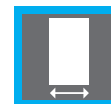


Door closers

CTS 760

INTHER
↑




≤1100



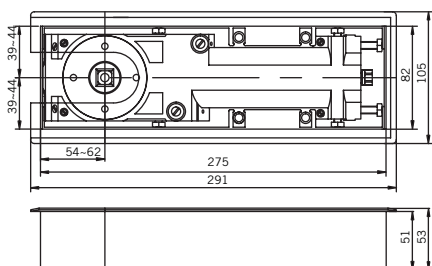
150 kg

EN
1-4



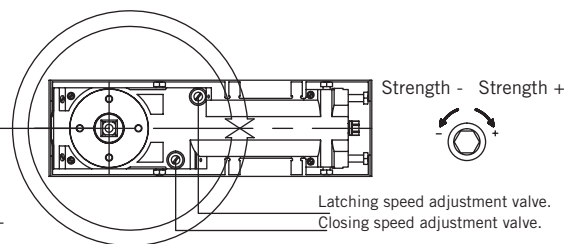
Technical Specifications

- Regulable strength 1-4
- Door width ≤ 1100
- Latching speed regulation (LC) 15°-0°
- Closing speed regulation 180°-15°
- Retention 90°



Max. aperture 180°

Speed + Speed -



Available finished colors



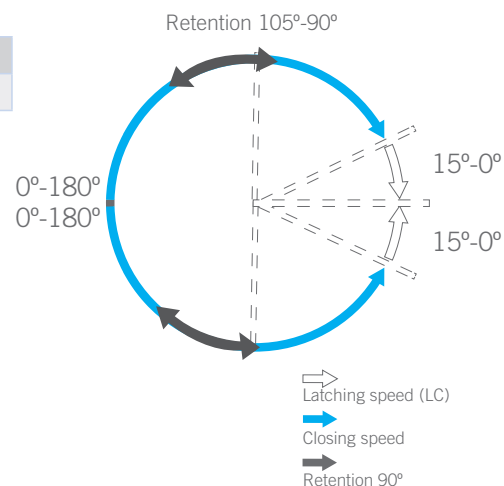
Inox

Specifications

Code	Description	Finished	Retention	Set
13630	CTS 760 EN 1-4	PL	✓	1/2

Strength	1	2	3	4
Max. door width (mm.)	750	850	950	1100
Max. door weight(Kg.)	20	40	60	80

Max. load capacity 150 Kg. (Manufacturer warranty covers the load capacity requirements according to the strength).



Download the specifications in www.inther.es

Dimensions

